



We make the packaging and solutions you use every day - from tubes, lipsticks, mascaras to applicators, packs with formula, travel kits and much more.  
We serve prestigious and dynamic brands, whether they are legacy or indie, big or small, international or local. We are a large/small company with 1,1 billion dollars in revenues, big-group assets and an entrepreneurial mindset.

We support our customers wherever they are in the world, thanks to our 10,000 people and 31-site footprint across West and East Europe, North America, China and Asia.  
Our motto is "Made here. Made responsibly." Because we care about the environment and our communities.

Our vision is to be the best for our customers, people, partners and all of our stakeholders.  
We are Albéa, the global leader in beauty packaging.

Headquarters  
"Le Signac"  
1, avenue du Général de Gaulle  
92230 Gennevilliers  
France  
Tel: +33 1 81 93 20 00  
info.europe@albea-group.com  
www.albea-group.com

FOLLOW US  
  
albea-group.com

© May 2023 - Albéa

# LAMINATE TUBES

For Beauty

European Offer



## CAPACITY

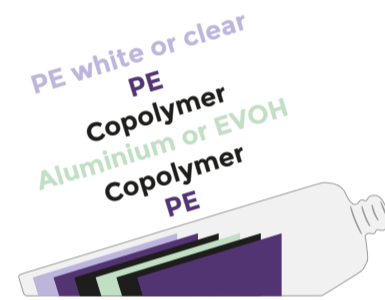
CYLINDRICAL TUBES															
Tube Ø (mm)	Capacity (ml)														
	10	15	20	25	30	40	50	60	75	100	125	150	175	200	250
19mm	77	87	118	123											
22mm		83	97	110	116	144									
25mm			80	93	100	123	143	163							
30mm				87	94	110	135	147	171						
35mm					91	101	110	129	155	186					
40mm							110	133	144	171	186				
50mm								110	115	130	145	158	186		

OVAL TUBES													
Tube Ø (mm)	Capacity (ml)												
	40	50	60	75	100	115	125	150	175	200	215	250	275
35	80	100	110	130	155	180							
50					125	130	142	153	165	172	189	200	

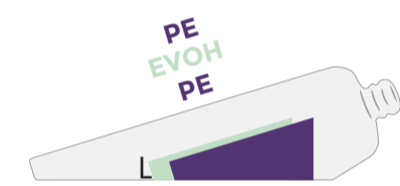
Tube lengths are approximate and should be confirmed on commercial filling equipment for each project.  
Albéa laminate tube factories may offer slightly different lengths for the fill capacity as it depends on availability of printing cylinders.

WEB RECOMMENDATIONS									
COSMETIC MARKET	ABL	PBL	Ø 19	Ø 22	Ø 25	Ø 30	Ø 35	Ø 40	Ø 50
			ABL 250/12 ABL 275/20	ABL 275/20 ABL 275/20	ABL 250/12 ABL 275/20	ABL 275/20 ABL 275/20	ABL 350/12 ABL 390/9	ABL 350/12 ABL 390/9	ABL 350/12 ABL 390/9

### LAMINATE BODY STOCK



### GREENLEAF LAMINATE BODY STOCK



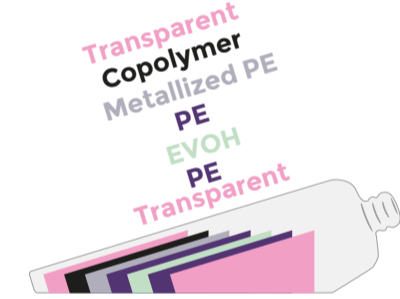
### METAMORPHOSIS LAMINATE BODY STOCK



### TIMELESS PCR PBL 300 µm LAMINATE BODY STOCK



### REFLEX 2 LAMINATE BODY STOCK



### PRINT AND DECORATION:

- FLEXOGRAPHIC TECHNOLOGY**
- Standard configurations based on CMYK + 3 Direct Tones Print Process
  - Matt and / or Gloss varnish
  - 1 Hot Stamp unit or 1 Cold Stamp unit
- LETTERPRESS TECHNOLOGY**

Decoration possibilities depend on the diameter and head options

## LAMINATE TUBES

For Beauty

CAP ASPECT OPTIONS:  
G = glossy  
M = matt  
R = ribbed  
MET = metal

### SCREW-ON HEADS / SHOULDERS & CAPS

TUBE Ø (mm)	TUBE STRUCT.	BARRIER SHOULD. OPTION	ORIFICE* (mm)	CAP DESIGNATION	CAP ASPECT	PEEL SEAL OPTION**
19	GL ABL	Rondell	2,5	FDC	G/M/R	yes
			4,8	Octagonal cap	G	yes
	GL ABL	no	4,8	Flowerpot	R	yes
			4,8	FDC	G	yes
	ABL PBL	Rondell	2,5	FDC	G/M	yes
			4,0	Octagonal cap	G	yes
	ABL PBL	no	5,0	Classic shape	G	no
			4,0	Soft screw cap	G/M	no
	ABL PBL	Rondell	4,0	Octagonal cap	G	yes
			5,5	Octagonal cap	G	yes
ABL PBL	no	4,7	FDC	G	no	
		7,3 star	Flowerpot	R	yes	
25	ABL PBL	Full Rondell	7,05	O2 wall cap	R	no
			1,5	FDC	M	yes
			2,5	Soft screw cap	G/M	yes
30	ABL PBL	Rondell	4,0	FDC	G	yes
			5,5	Soft screw cap	G/M	yes
			7,2	Soft screw cap	G/M	yes
35	ABL PBL	no	3,0	FDC	G	yes
			7,3 star	FDC	G	yes
			7,3 star	FDC	G	yes
40	ABL PBL	no	3,0	FDC	G/R	yes
			5,0	FDC	G/R	yes
			7,3 star	FDC	G/R	yes
50	ABL PBL	no	3,0	FDC	G	no
			10,0 star	FDC	G	no

\* all orifice sizes may not be available for each diameter \*\* peel seal may not be available with all caps FDC = Full Diameter Cap

## LAMINATE TUBES

For Beauty

### NOZZLES

TUBE Ø (mm)	TUBE STRUCT.	BARRIER SHOULD. OPTION	ORIFICE* (mm)	CAP DESIGNATION	CAP ASPECT	PEEL SEAL OPTION**
19	ABL	yes	1,0	DRUM HIGH G/M	G M M	no

FLIP-TOP CAPS						
TUBE Ø (mm)	TUBE STRUCT.	CAP DESCRIPTION	CAP ORIFICE (mm)	CAP ASPECT	PEEL SEAL OPTION**	
35	GL RF TML MT	Eco top	2,0 3,0 3,8	G	no	
		Eco top	2,0 3,0 4,0 4,8	G	no	
35	GL RF TML MT	Classic shape	2,0 3,0 4,0 5,0	G, M	no	
				G, M	no	
				G, M	no	
50	ABL PBL GL RF TML MT	Classic shape	2,0 3,0 4,0 5,0	G, M	no	
				G, M	no	
35	ABL PBL GL TML	Soft shape	10	G, M	no	
				G, M	no	
				G, M	no	
40	ABL PBL GL TML	Soft shape	2,0 3,0 4,0 5,0 6,5	G, M	no	
				G, M	no	
				G, M	no	
50	ABL PBL GL TML	Soft shape	10	G, M	no	
				G, M	no	
				G, M	no	
35	ABL PBL GL RF TML	Soft shape	10	G, M	no	
				G, M	no	
				G, M	no	
40	ABL PBL GL RF TML	Soft shape	2,0 3,0 4,0 5,0 6,5	G, M	no	
				G, M	no	
				G, M	no	
50	ABL PBL GL RF TML	Soft shape	10	G, M	no	
				G, M	no	
				G, M	no	
35	ABL PBL	Classic shape	1,5 3,0 5,0	G, M	yes	
				G, M	yes	
				G	no	
40	ABL PBL	Classic shape	1,5 3,0 4,0 5,0	G, M	yes	
				G, M	yes	
				G	no	
50	ABL PBL	Classic shape	3,0 5,0	G	yes	
				G	yes	
				G	yes	

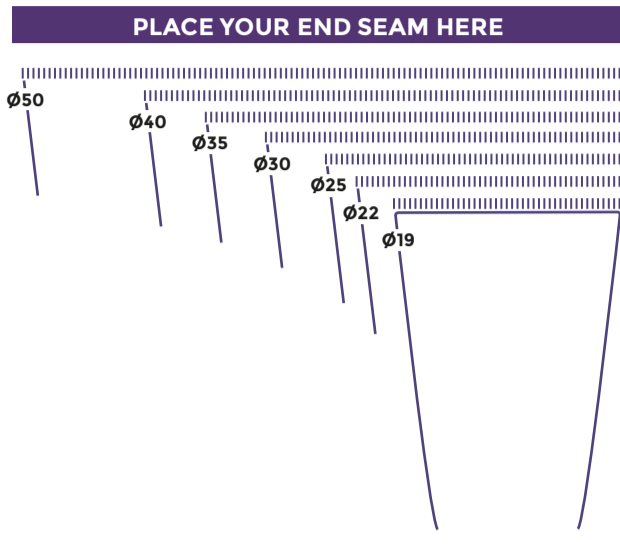

\* peel seal may not be available with all diameters FDC = Full Diameter Cap

**SLEEVE STRUCTURE OPTIONS:**  
ABL = Aluminium Barrier Laminate (white, silver)  
PBL = Plastic Barrier / Non Barrier Laminate (natural, white)  
GL = Greenleaf

**MT = Metamorphosis**  
**RF = (Re)flex**  
**TML = Timeless**

**CAP ASPECT OPTIONS:**  
G = glossy  
M = matt  
R = ribbed

The information contained in this catalog is only indicative and subject to change without notice. For further information, please contact your sales representative or contact us on our website albea-group.com.



**CAP MATERIAL**  
Please contact your sales representative for further informations on cap material and availability in PP, PE or PCR

**CAP ASPECT**  
Most of the cap are available in Matt or Glossy finish. Please contact your sales representative

- = Screw-on heads / shoulders & caps
  - = Dispensing flip-top caps
  - = Nozzle heads / shoulders & caps
  - = Peel Seal Available (foil seal over orifice)
- FDC = Full Diameter Cap

# Ø35

# Ø40

# Ø50

# Ø19



# Ø22



# Ø25



# Ø30

