



We make the packaging and solutions you use every day - from tubes, lipsticks, mascaras to applicators, packs with formula, travel kits and much more.  
We serve prestigious and dynamic brands, whether they are legacy or indie, big or small, international or local. We are a large/small company with 1,1 billion dollars in revenues, big-group assets and an entrepreneurial mindset.

We support our customers wherever they are in the world, thanks to our 10,000 people and 31-site footprint across West and East Europe, North America, China and Asia.  
Our motto is "Made here. Made responsibly." Because we care about the environment and our communities.

Our vision is to be the best for our customers, people, partners and all of our stakeholders.

We are Albéa, the global leader in beauty packaging.  
When can we connect?

Headquarters  
"Le Signac"  
1, avenue du Général de Gaulle  
92230 Gennevilliers  
France  
Tél: +33 1 81 93 20 00  
info.europe@albea-group.com  
www.albea-group.com

FOLLOW US  
  
albea-group.com

© May 2023 - Albéa

# LAMINATE TUBES

## European Offer



## CAPACITY

CYLINDRICAL TUBES		Capacity (ml)														
Tube Ø (mm)	Sleeve Length (mm)															
	10	15	20	25	30	40	50	60	75	100	125	150	175	200	250	
19	77	87	118	123												
22		83	97	110	116	144										
25			80	93	100	123	143	163								
28				74	98	118	130	153	171							
30					87	94	110	135	147	171						
35						91	101	110	129	155	186					
40									110	133	144	171	186			
50										110	115	130	145	158	186	

Tube lengths are approximate and should be confirmed on commercial filling equipment for each project.  
Albéa laminate tube factories may offer slightly different lengths for the fill capacity as it depends on availability of printing cylinders.

## WEB OPTIONS

		WEB RECOMMENDATIONS BY MARKET SEGMENT									
		Ø 19	Ø 22	Ø 25	Ø 28	Ø 30	Ø 35	Ø 40	Ø 50		
ORAL CARE MARKET	ABL	ABL 250/12	ABL 250/12	ABL 250/12	ABL 250/12					ABL 250/12	ABL 275/20
	PBL	PBL 300/15	PBL 300/15	PBL 300/15	PBL 300/15					PBL Greenleaf® 250/15	PBL 300/15
		PBL Greenleaf® PBL Greenleaf®	PBL Greenleaf®								PBL 300/25
PHARMACEUTICAL MARKET	ABL	ABL 250/12	ABL 250/12	ABL 250/12						ABL 250/12	ABL 275/20
	PBL	PBL 300/15	PBL 300/15	PBL 300/15						PBL 300/15	PBL 400/15
DEPILETORY MARKET	ABL									ABL 250/12	ABL 275/20
	PBL									ABL 275/20	
FOOD MARKET	ABL		ABL 250/12	ABL 250/12						ABL 250/12	ABL 275/20
	PBL	PBL 300/15	PBL 300/15	PBL 300/15						PBL 300/15	PBL 350/15
		PBL Greenleaf® PBL Greenleaf® PBL Greenleaf®	PBL Greenleaf®							PBL 300/25	PBL Greenleaf®
COSMETIC MARKET*	ABL	ABL 250/12	ABL 275/20	ABL 250/12						ABL 250/12	ABL 350/12
	PBL	PBL 300/15	GREENLEAF	PBL 300/15						PBL 300/15	ABL 390/9
		PBL 300/25	GREENLEAF	PBL 300/25						PBL 300/15	PBL 350/15

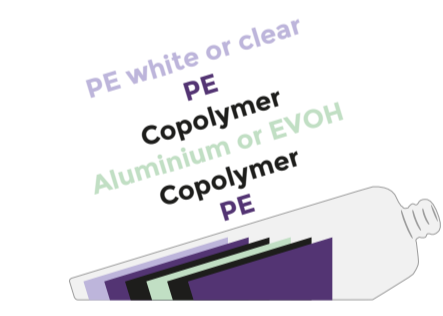
\* More information about Cosmetic market recommendations available in the Laminate tubes for beauty catalog  
ABL : Aluminium Barrier Laminate - Web total thickness / Aluminium layer thickness (µm)      GL = Greenleaf      MT = Metamorphosis  
PBL : Plastic Barrier Laminate - Web total thickness / EVOH layer thickness (µm)      RF = (Re)flex      TML = Timeless

## LAMINATE TUBES

		SCREW-ON HEADS / SHOULDERS & CAPS							
		TUBE Ø (mm)	TUBE STRUCT.	BARRIER OPTION	ORIFICE* (mm)	CAP DESIGN	CAP ASPECT	PEEL SEAL OPTION**	
CF6 CANNULA	S9SH	19	ABL	Rondell	1,0	Drum High	G/M	no	
	M9	30	ABL	no	4,7	FDC	G	no	
M11	M9	16	ABL	no	4	FDC	M	yes	
		19	ABL	Rondell	2,5	FDC	G/M/R	yes	
		19	ABL	Rondell	4,8	Octagonal cap	G	yes	
		19	ABL	GL PBL	no	4,8	Flowerpot	R	yes
		19	ABL	GL PBL	no	4,8	FDC	G	yes
		19	ABL	GL PBL	no	4,8	FDC	G	yes
	M11	22	ABL	Rondell	2,5	FDC	G/M	yes	
		25	Rondell		1,5	Octagonal cap	G/M	yes	
					2,5	FDC			
					4,0	Classic shape			
		25	ABL	Rondell	5,5	Soft screw cap	G/M		
		25	ABL	Rondell		4,0	Octagonal cap	G	yes
5,5	Classic shape					G	no		
O2 WALL	M15	25	ABL	no	3,0	FDC	G	no	
		25	ABL	no	4,7	FDC	G	no	
		25	ABL	no	7,3	star			
		25	PBL	no	4,8	Flowerpot	R	yes	
		28	ABL	Full	7,05	O2 wall cap	R	no	
		30	ABL	Full	7,05	O2 wall cap	R	no	
	S13	M15	22	PBL	no	7,3	FDC	G	yes
			22	PBL	no	9,4	Flowerpot	R	yes
			25	ABL	no	2,1	FDC	G	yes
			25	PBL	no	5,0	FDC	G	yes
			25	PBL	no	7,3	Flowerpot	R	yes
			25	PBL	no	8,1	Flowerpot	R	yes
M15		M15	28	ABL	no	7,3	FDC	G	yes
			28	PBL	no	7,3	FDC	R	yes
			28	PBL	no	7,3	striping	R	yes
			30	ABL	no	7,3	FDC	G	yes
			30	PBL	no	7,3	Flowerpot	R	yes
			35	ABL	no	3,0	FDC	G	yes
M15	M15	30	ABL	Rondell	1,5	FDC	M	yes	
		30	PBL	Rondell	2,5	Soft screw cap	G/M	yes	
		35	ABL	Rondell	4,0	FDC	G	yes	
		35	PBL	Rondell	5,5	Soft screw cap	G/M	yes	
		35	ABL	no	3,0	FDC	G	yes	
		35	PBL	no	7,3	star			
	T22	T22	40	ABL	no	3,0	FDC	G	yes
			40	PBL	no	5,0	FDC	R	yes
			40	PBL	no	7,3	star		
			50	ABL	no	3,0	FDC	G	no
			50	PBL	no	5,0	FDC	G	no
			50	PBL	no	10,0	star		
TRIPLE LEAD THREAD	TRIPLE LEAD THREAD	35	ABL	no	7,7	FDC	R	no	
		35	PBL	no	7,7	FDC	R	no	
		35	ABL	no	7,7	FDC	R	no	
		35	PBL	no	7,7	FDC	R	no	
		35	ABL	no	8,2	FDC	R	no	
		35	PBL	no	8,2	FDC	R	no	

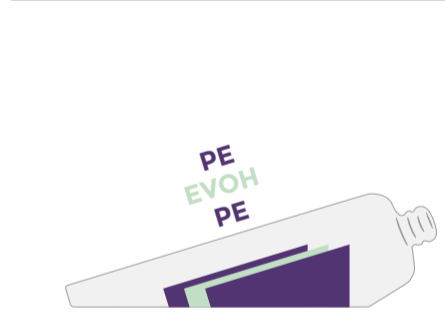
\* all orifice sizes may not be available for each diameter      \*\* peel seal may not be available with all caps      FDC = Full Diameter Cap  
M = Matt      G = Glossy      R = Ribbed

### LAMINATE BODY STOCK



TIMELESS 220 µm & 300 µm PCR LAMINATE BODY STOCK

### GREENLEAF LAMINATE BODY STOCK



REFLEX 2 LAMINATE BODY STOCK

### METAMORPHOSIS LAMINATE BODY STOCK



PRINT AND DECORATION: FLEXOGRAPHIC TECHNOLOGY



PRINT AND DECORATION: LETTERPRESS TECHNOLOGY  
Decoration possibilities depend on the diameter and head options

## LAMINATE TUBES

		DISPENSING FLIP-TOP CAPS					
		TUBE Ø (mm)	TUBE STRUCT.	CAP DESCRIPTION	CAP ORIFICE (mm)	CAP ASPECT	SHRINK BAND OPTION
ECOFUSION TOP	ECOFUSION TOP	35	GL RF TML MT	Eco top	2,0 3,0 3,8	G	no
		50	GL RF TML MT	Eco top	2,0 3,0 4,0 4,8	G	no
SLIM CAP	SLIM CAP	35	ABL PBL GL TML MT RF	Classic shape	2,0 3,0 4,0 5,0	G	no
		50	ABL PBL GL TML MT RF	Classic shape	2,0 3,0 4,0 5,0	G, M	no
SLENDER CAP	SLENDER™	35	ABL PBL GL TML	Soft shape	2,0 3,0 4,0 5,0	G, M	no
		40	ABL PBL GL TML	Soft shape	2,0 3,0 4,0 5,0 6,5	G, M	no
ACCESS DENIED™	ACCESS DENIED™	50	ABL PBL GL TML	Soft shape	2,0 3,0 4,0 5,0 6,5	G, M	no
		40	ABL PBL GL TML RF	Soft shape	2,0 3,0 4,0 5,0 6,5	G, M	no
BASIC CAP	BASIC CAP	50	ABL PBL GL TML RF	Soft shape	2,0 3,0 4,0 5,0 6,5	G, M	no
		35	ABL PBL GL TML	Soft shape	2,0 3,0 4,0 5,0	G, M	yes
S13 FLIPTOP	CLASSIC PROFILE	40	ABL PBL GL TML	Soft shape	2,0 3,0 4,0 5,0	G, M	yes
		50	ABL PBL GL TML	Soft shape	2,0 3,0 4,0 5,0	G, M	yes
CLASSIC SCREW-ON NON ORIENTED	CLASSIC SCREW-ON NON ORIENTED	22 25 28 30 35	ABL PBL GL	S13 Fliptop	7,7	R	yes
		35	ABL PBL GL	Classic shape	8,0	G	yes
		28 30 35	ABL PBL (30 and 35 only)	S13 Fliptop	1,5 2,5 4 5,5 7,2 7,7	R	yes
		30	ABL PBL GL	Classic shape	3,0	G	no
		35	ABL PBL GL	Classic shape	1,5 3,0 5,0	G, M	yes
		40	ABL PBL GL	Classic shape	1,5 3,0 4,0 5,0	G, M	yes
		50	ABL PBL	Classic shape	5,0	G	no
		35	ABL PBL GL	Classic shape	1,5 3,0 5,0	G, M	yes
		40	ABL PBL GL	Classic shape	1,5 3,0 4,0 5,0	G, M	yes
		50	ABL PBL GL	Classic shape	5,0	G	no

\* peel seal may not be available with all diameters      FDC = Full Diameter Cap

The information contained in this catalog is only indicative and subject to change without notice.  
For further information, please contact your sales representative or contact us on our website albea-group.com.

# Ø19



- Drum high (M1)
- Drum high C/M
- CF6
- S13 Flowerpot
- Octagonal cap
- Vialtop cap Ribbed
- FDC Ribbed
- FDC C/M
- M11

# Ø22



- Flip top
- FDC C/M
- Flowerpot
- S13
- FDC C/M
- M11

# Ø25



- O2 Wall
- Flip top
- FDC C
- Flowerpot
- S13
- Flowerpot
- Classic shape C/M
- Mini top cap Ribbed
- Octagonal cap C
- Soft screw cap C/M
- FDC C/M
- M11

# Ø28



- O2 Wall
- Flip top
- FDC Ribbed
- Flowerpot
- S13
- Classic shape C/M
- Octagonal cap C
- Soft screw cap C/M
- FDC C/M
- M15

# Ø30



- S5SH
- O2 Wall
- Flip top
- FDC C
- FDC Ribbed
- Flowerpot
- S13
- Classic shape C/M
- Octagonal cap C
- Soft screw cap C/M
- FDC C/M
- M15


# Ø35



- Ecofusion Top
- Slim cap C
- TS37SH
- Classic shape C/M
- Basic cap C/M
- Access Denied C/M
- Spinner C/M
- TS35/POSSH



- Triple Lead Thread KM2510
- Flip top
- Triple Lead Thread KM2705



- FDC C/M
- FDC Ribbed
- Flowerpot
- S13
- Classic shape C/M
- Octagonal cap C
- Soft screw cap C/M
- FDC C/M
- M15

# Ø40



- Classic shape C/M
- Basic cap C/M
- Access Denied C/M
- Flip top C (Classic)
- Slender C/M
- FDC FT C/M



- TS40
- SNAP-ON PO40SH
- Flip top C (Soft)
- Classic shape C/M
- Octagonal cap C
- FDC C/M
- M15

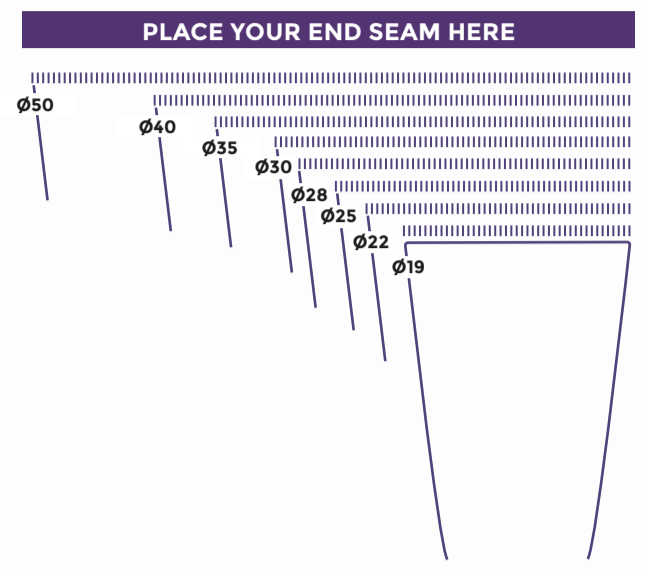
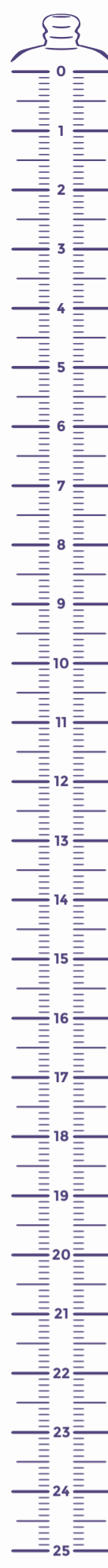
# Ø50



- Ecofusion Top
- Classic shape C/M
- Basic cap C/M
- Access Denied C/M
- Slender C/M
- Flip top C (Classic)
- Flip top C (Soft)
- SNAP-ON PO50SH



- Slim cap C
- TS51SH
- FDC Flip top C (Classic)
- FDC C/M
- T22



**CAP MATERIAL**  
Please contact your sales representative for further informations on cap material and availability in PP, PE or PCR

**CAP ASPECT**  
Most of the cap are available with Matt or Glossy finish. Please contact your sales representative

- = Screw-on heads / shoulders & caps
  - = Dispensing flip-top caps
  - = Nozzle heads / shoulders & caps
  - = Peel Seal Available (foil seal over orifice)
- FDC = Full Diameter Cap